

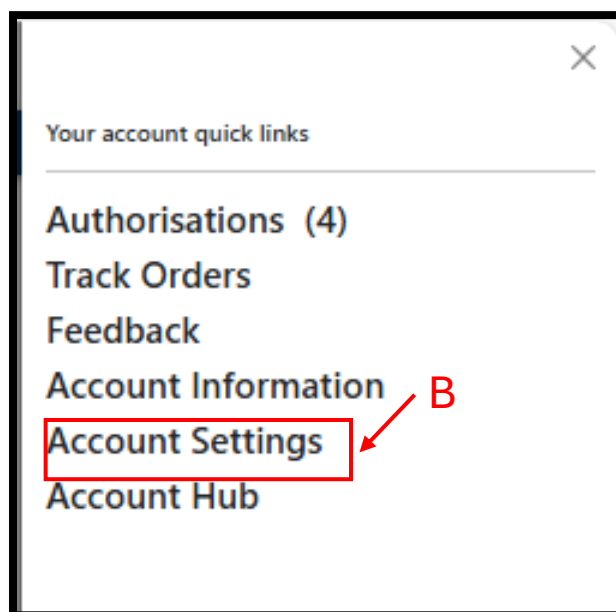


MILLFLOW

Prescriber Portal Guide

Changing your password
& contact details

Changing your password



Notes

A – Select the Head & Shoulders, Quick Navigation ICON

B – Your quick links menu will appear at the right of screen. Select ACCOUNT SETTINGS

Changing your password

Pin Code	Forename	Surname	Contact No	Mobile No	Email
083Test	david.parsonage@millbrookhealthcare.co.uk

Prescriber account details

Back

Pin code
083Test

Contact info

Forename
.

Surname
.

Contact number
.

Mobile number
e.g. +447700900463

Email address
david.parsonage@millbrookhealthcare.co.uk

Email address again
david.parsonage@millbrookhealthcare.co.uk

Account

Password
Please enter your password before selecting update

Password again
Please confirm your password before selecting updat

Secret question
My name

Secret answer
.

Cancel Update

Notes

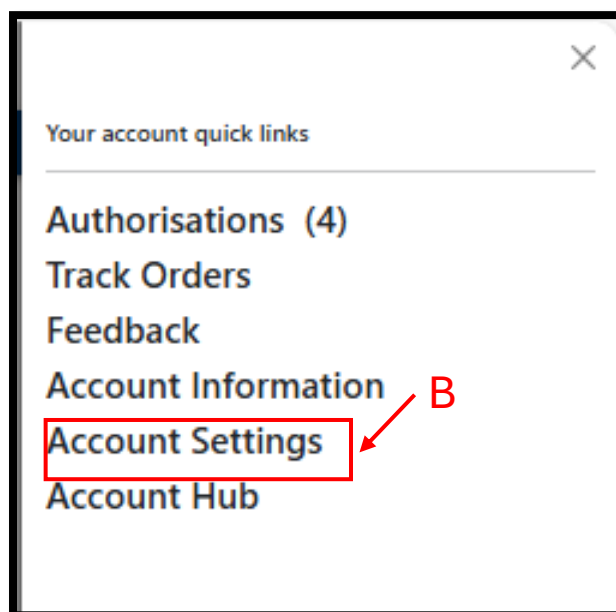
C – Click on the Pen ICON to the right of the record

D – Input your new password

E – Confirm your new password

F – TAKE THE OPPORTUNITY TO REVIEW ALL OTHER DETAILS & AMEND AS APPORPRIATE ONCE ALL DETAILS CORRECT **THEN CLICK UPDATE**

Changing your contact details

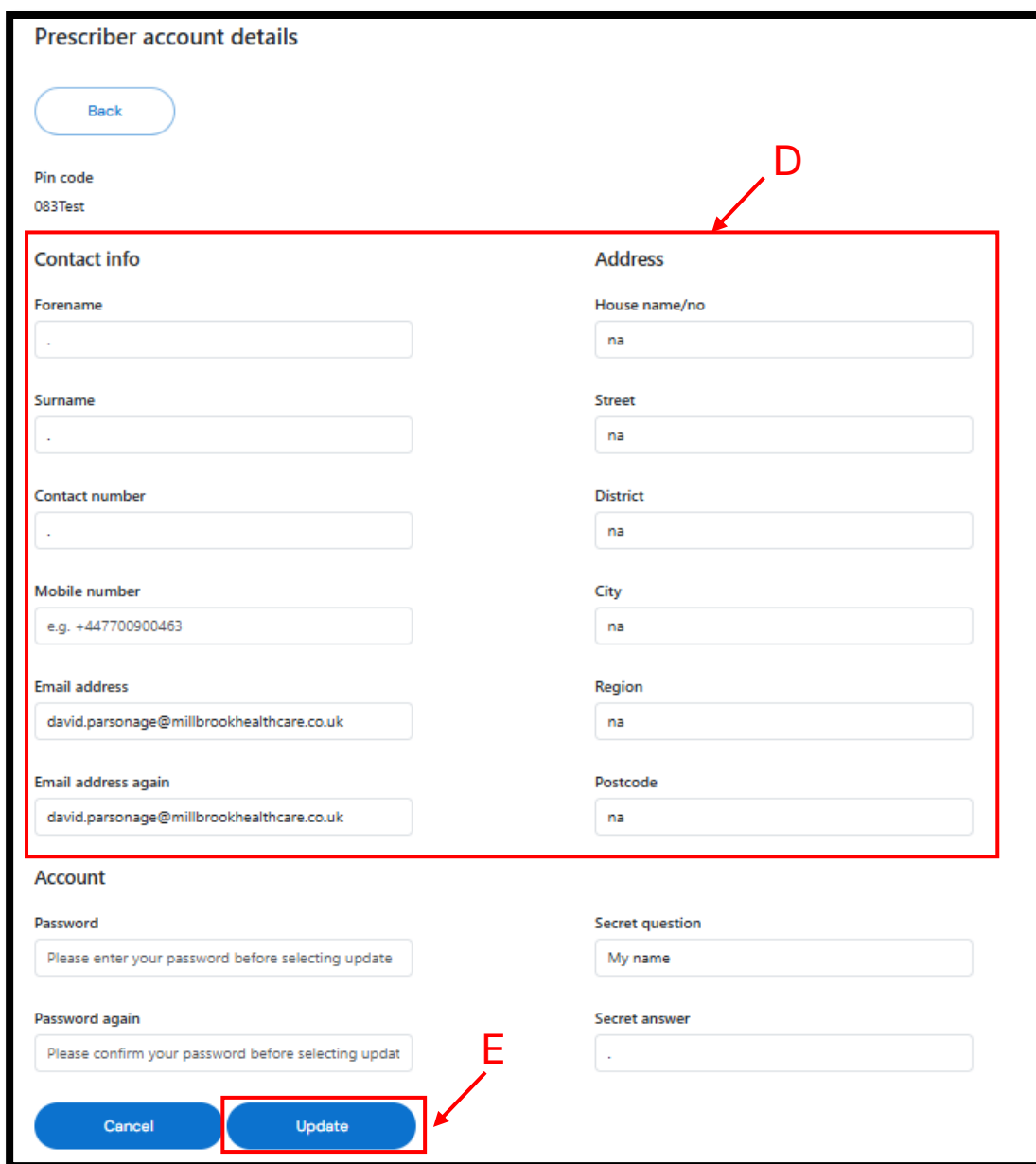
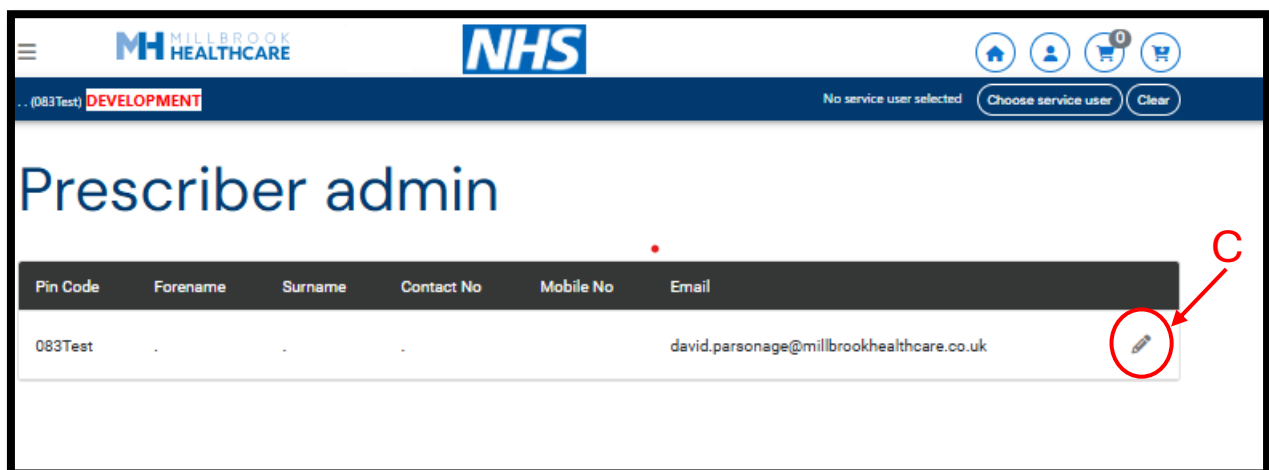


Notes

A – Select the Head & Shoulders, Quick Navigation ICON

B – Your quick links menu will appear at the right of screen. Select ACCOUNT SETTINGS

Changing your contact details



Notes

C – Click on the Pen ICON to the right of the record

D – Update the required element of your contact details

E – Click Update